


B **E** **S** **T**

Building
Early
Sentences
Therapy



11

Listen to Learn
Homework Booklet



Homework guide

These homework packs have been designed to support the language skills your child is learning during the BEST sessions by giving them **extra listening opportunities in a different setting**. There is one booklet for each of the 16 BEST sessions containing the same sentences used in the session. Try to spend **5-10 minutes each day** (or as often as you can!) going through the booklets with your child. You can scan the QR code at the bottom for a video showing what to do and follow the tips below. Make sure your child's teacher gives you a new homework booklet after each BEST session.


"Let's look at some pictures together!"

- Point to each picture in turn and leave a short gap to see if your child wants to describe the picture, **but don't ask them to describe it**.
- If your child describes the picture but misses out a word or uses an incorrect word **don't correct it**. Give praise for any attempts and then **say the correct sentence in full after your child has spoken. The most important thing is that your child hears the full sentence**.
- If your child says nothing **don't prompt them, just say the full sentence**.
- It is important that you **do not ask your child to repeat the sentence after you have spoken**.
- Your child does not have to be looking at you or at the pictures, as long as they can hear the sentence.


Child: "Girl sitting"
Adult: "Yes! The girl is sitting."




Set G — Putting



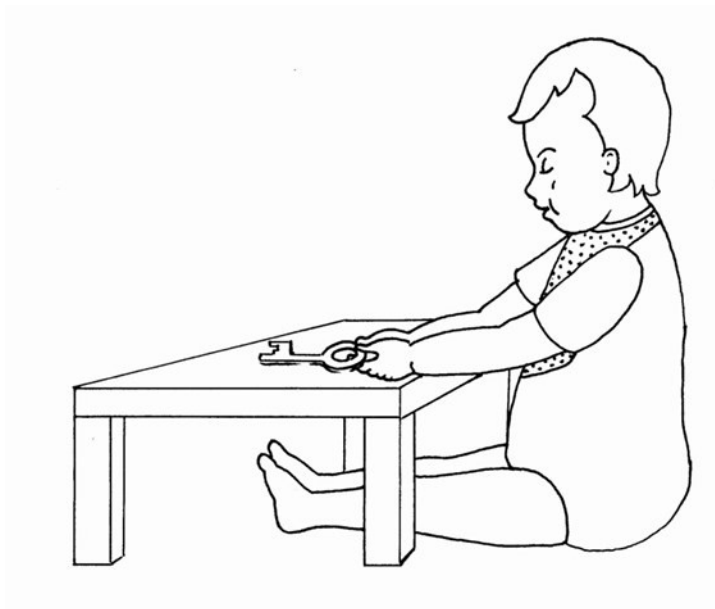
The baby is putting a spoon
on the table



The baby is putting a cup on
the table



The baby is putting a flower
on the table



The baby is putting a key on
the table



The man is putting a phone
on the table



The man is putting a spoon
on the bed



The man is putting a key on
the bed



The man is putting a phone
on the bed



The man is putting a flower
on the bed



The man is putting a cup on
the bed

Set H—Pouring



The man is pouring
milk into a cup



The man is pouring
milk into a shoe



The baby is pouring
milk into a box



The baby is pouring
juice into a cup



The baby is pouring
juice into a shoe



The baby is pouring
juice into a box

Set I — Putting



The man is putting a spoon
on the bed



The man is putting a cup on
the bed



The man is putting a flower
on the bed



The man is putting a key on
the bed



The baby is putting a phone
on the bed

Set I — Pouring



The baby is pouring
juice into a cup



The baby is pouring
juice into a box



The baby is pouring
juice into a shoe





Well Done!

You looked and listened
really well!



Cut out this star and stick it on your track

It goes on number 11. It
looks like this:

